

**Series 6, Washer dryer, 8/5 kg  
WKD28490GB**



**Our built-in washer-dryer has efficient water saving even for smaller loads thanks to Active Water Plus and it automatically measures the humidity to avoid garments overheating and to save energy with Auto Dry.**

- **Wash & Dry:** wash and dry up to five kilograms in one go, or wash up to eight kilograms.
- **Auto Dry:** Automatically senses when your load is dried.
- **A-rated:** the washer-dryer with an A-rated washing cycle.
- **EcoSilence Drive™:** quiet, efficient and durable.
- **Wash & Dry 60:** wash and dry small loads efficiently in just 60 min.

**Technical Data**

Energy Efficiency Class Wash/Dry cycle(Regulation): E

Energy Efficiency Class Eco 40-60 programme (Regulation): A  
Weighted energy consumption in kWh per 100 full Wash/Dry cycles: 324 kWh/100 cycles

Weighted energy consumption in kWh per 100 washing cycles of eco 40-60 programme: 47 kWh/100 cycles

Maximum capacity in kg in a Wash/Dry cycle: 5.0 kg

Maximum capacity in kg in a wash cycle: 8.0 kg

The water consumption of the full wash and dry cycle in liters per cycle: 80 l

The water consumption of the eco programme in liters per cycle: 48 l

Duration of the full wash and dry cycle in hours and mins at rated capacity: 9:20 h

Duration of eco 40-60 programme in hours and mins at rated capacity: 3:38 h

Spin-drying efficiency class of eco 40-60 programme: B

Built-in / Free-standing: Built-in

Removable top: No

Door hinge: Left

Length electrical supply cord: 200 cm

Dimensions of the product: 825x595x525 mm

Net weight: 56.6 kg

Drum volume: 53 l

Connection Rating: 1900 W

Fuse protection: 10 A

Voltage: 220-240 V

Frequency: 50 Hz



4 242005 540303

## Series 6, Washer dryer, 8/5 kg WKD28490GB

**Our built-in washer-dryer has efficient water saving even for smaller loads thanks to Active Water Plus and it automatically measures the humidity to avoid garments overheating and to save energy with Auto Dry.**

### Performance

- Energy Efficiency Class Wash and Dry<sup>1</sup>: E
- Energy Efficiency Class Washing<sup>2</sup>: A
- Energy<sup>3</sup> / Water<sup>4</sup> Wash and Dry: 324 kWh / 80 litres
- Energy<sup>5</sup> / Water<sup>6</sup> Washing: 47 kWh / 48 litres
- Load capacity Wash and Dry / Washing: 1 - 5 kg / 1 - 8 kg
- Programme duration<sup>7</sup> Wash and Dry / Washing: 9:20 h:min / 3:38 h:min
- Spin drying efficiency class: EU19\_spin efficiency class: B
- Spin speed<sup>\*\*</sup>: 600 - 1400 rpm
- Noise level: 68 dB (A) re 1 pW
- Noise efficiency class: A

### Programmes/functions

- Special programmes washing: Drum clean with reminder, Super Quick 15, Hygiene Care, Mixed Load, Drain / Spin, rinsing/spinning
- Most common washing programmes can be used as solo-drying programme or as washing and drying in one go programme
- Standard programmes for drying: Cottons, Easy-Care
- Iron Assist: Steam programme that reduces wrinkles on dry clothes
- Special programmes drying: Refresh, Intensive dry, Low heat, Wash & Dry 60'

### Key features

- SpeedPerfect: perfectly clean in up to 65% less time. \*\*\*
- Options washing: Spin speed selection, extra rinse, Memory, SpeedPerfect, Start / Reload, Temperature selection, Prewash
- Options drying: Iron Dry, Cupboard Dry
- Drying options for most wash programmes
- Autodry function, Timed drying programmes

### Additional features

- Reload function: Flexibility to add or remove laundry items of any size even after start of the wash cycle.
- AquaStop: Bosch home appliance with lifetime warranty against water damage\*
- Large display for programme progress indication, temperature, spin speed, time remaining and 24 hours time delay, and indication of drying level
- ActiveWater Plus: for highly efficient use of water even with smaller loads thanks to automatic load detection.
- Furniture door is reversible
- Fully electronic control dial for all wash and special programmes
- Drum clean with reminder function
- Drum interior light
- EcoSilence Drive
- Foam detection system
- Safeguard monitoring system adjusts load distribution and programme settings to protect clothes
- Buzzer to indicate the end of cycle
- Child lock
- White door with 180° opening door
- Metal door catch
- Reload facility

### Technical Information

- adjustable base height: 16 cm
- adjustable base depth: 8 cm
- Dimensions (H x W): 82.5 cm x 59.5 cm
- Appliance depth: 52.5 cm
- Appliance depth incl. door: 54.0 cm
- Appliance depth with open door: 97.5 cm

<sup>1 2</sup> Scale of Energy Efficiency Classes from A to G

<sup>3</sup> Energy consumption in kWh per 100 complete cycles (in Eco 40-60 programme)

<sup>4</sup> Water consumption in litres per complete cycle (in Eco 40-60 programme)

<sup>5</sup> Energy consumption in kWh per 100 washing cycles (in Eco 40-60 programme)

<sup>6</sup> Weighted water consumption in litres per washing cycle (in Eco 40-60 programme)

<sup>7</sup> Duration of Eco 40-60 programme, Wash and Dry cycle / Wash only cycle

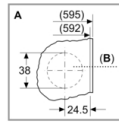
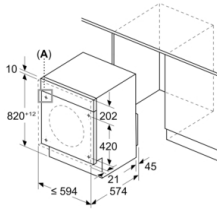
\*\* The maximum spin speed is automatically reduced in the case of laundry imbalances.

\* Please find warranty terms under the additional warranties section of our website.

\*\*\* Comparison between the program duration of Easy-care 40°C and the program duration of Easy-care 40°C + activated Speed option

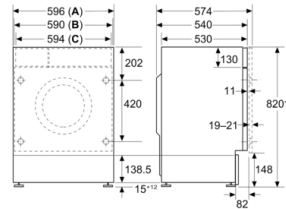
## Series 6, Washer dryer, 8/5 kg WKD28490GB

Measurements in mm



B: Hinge cup hole min. 12 mm deep

Measurements in mm



A: Housing  
B: Front panel  
C: Fascia

Measurements in mm

