

PARAGON IGNEOUS GRANITE UNDERMOUNT SINK

PAR4553CG/

RANGEmaster
sinks & taps



Size: 533 x 457 mm

Go under-mounted for a sleek, seamless worksurface. Boasting a modern, geometric design, the Paragon kitchen sink is the perfect match for composite worksurfaces.

- Igneous granite
- Reversible drainer
- Waste kit included
- 25 year warranty

Material	Igneous Granite
Material Gauge	-
Material Finish Bowl	-
Material Finish Drainer	-
Drainer Position	
Overall Length (mm)	533
Overall Width (mm)	457
Main Bowl Length (mm)	469
Main Bowl Width (mm)	393
Main Bowl Depth (mm)	209
Second Bowl Length (mm)	-
Second Bowl Width (mm)	-
Second Bowl Depth (mm)	-
Tap hole Size (mm)	-
Waste Size (mm)	1 x 90
Waste Kit	Included with sink (1 x 90mm BSW & overflow kit)
Min. Base Unit (mm)	600
Cutout Size Length (mm)	488
Cutout Size Width (mm)	410
Warranty Sinks (years)	20
Product Code	PAR4553CG/
Barcode	5015834049892

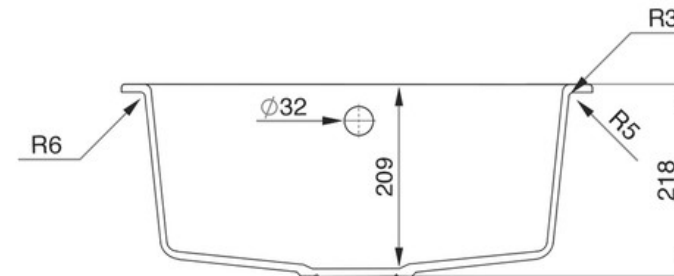
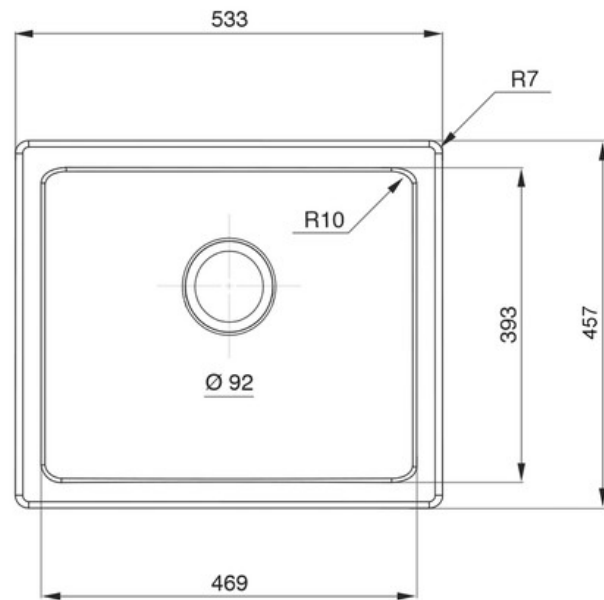
Date of download: March 17, 2022

AGA Rangemaster continuously seeks improvements in specification, design and production of products and thus, alterations take place periodically. Whilst every effort is made to produce up-to date resources, the information included here is intended as a guide. Always refer to the product's installation instructions when fitting, installation work should be completed a professional tradesman.

PARAGON IGNEOUS GRANITE UNDERMOUNT SINK

PAR4553CG/

Technical Drawing



Date of download: March 17, 2022

AGA Rangemaster continuously seeks improvements in specification, design and production of products and thus, alterations take place periodically. Whilst every effort is made to produce up-to date resources, the information included here is intended as a guide. Always refer to the product's installation instructions when fitting, installation work should be completed a professional tradesman.

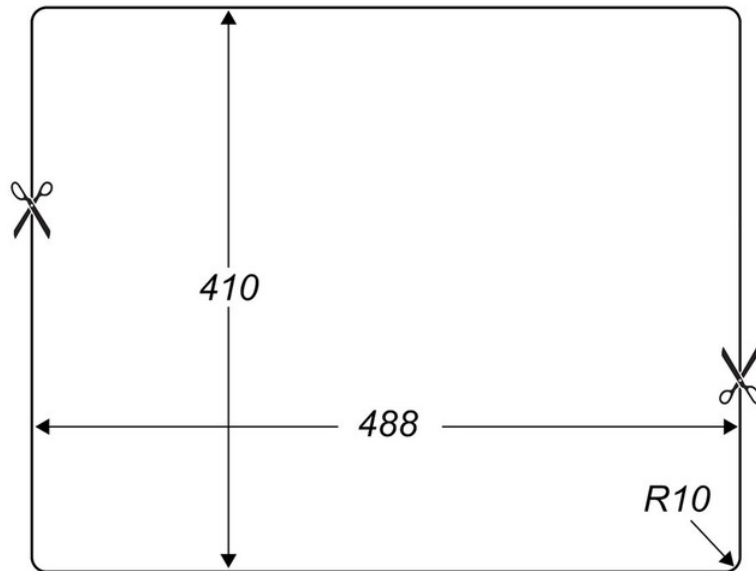
PARAGON IGNEOUS GRANITE UNDERMOUNT SINK

PAR4553CG/

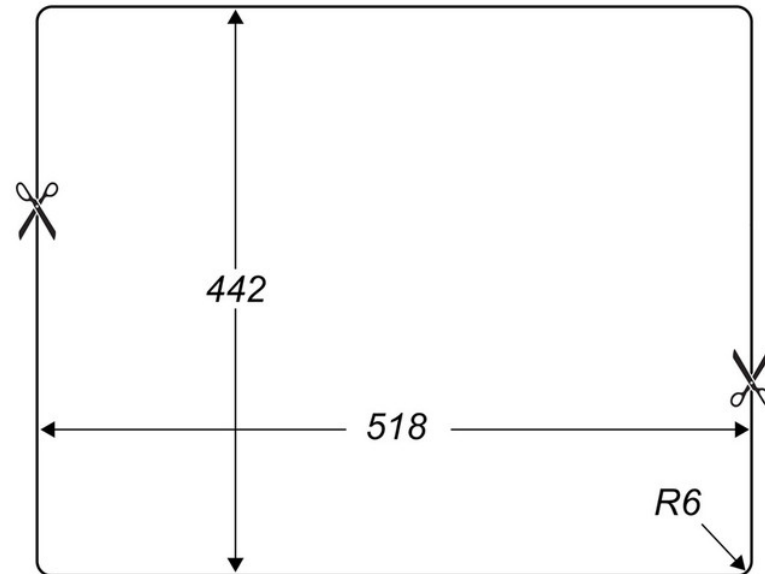
Cut Out Template

Dimensions in mm. Not to scale.

UNDERMOUNT INSTALLATION



INSET INSTALLATION



Date of download: March 17, 2022

AGA Rangemaster continuously seeks improvements in specification, design and production of products and thus, alterations take place periodically. Whilst every effort is made to produce up-to date resources, the information included here is intended as a guide. Always refer to the product's installation instructions when fitting, installation work should be completed a professional tradesman.