


PLEASE READ this sheet prior to assembly to familiarise yourself with the various stages of construction. Carefully open the pack supplied and check the contents against the parts and fittings check list.

Do not destroy any of the packaging until you are certain that you have all the necessary parts for the assembly.
Please ensure that the packaging is disposed of in a safe and environmentally friendly way.
CAUTION: There are small components used in the construction of this unit. These loose items should be kept away from young children whilst assembling your unit to avoid the danger of choking hazards.


VISUAL IDENTIFICATION & FITTINGS

ITEM	DESCRIPTION	QTY
A	BACKREST	1
B	SEAT SECTION	1

A



B



FITTINGS CHECKLIST

Code	Description	Qty	Code	Description	Qty	Code	Description	Qty
------	-------------	-----	------	-------------	-----	------	-------------	-----

THERE ARE NO FITTINGS FOR THIS ITEM

TOOLS REQUIRED

THERE ARE NO TOOLS REQUIRED FOR THIS ITEM

CARE & MAINTAINANCE

For Care & Maintenance information please refer to the attached leaflets.



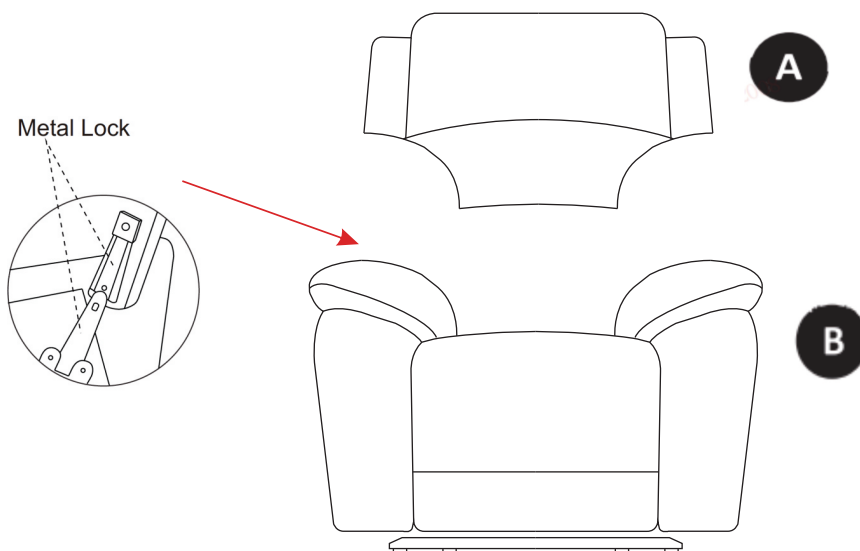
Please retain your assembly instruction for future use.




This assembly requires two people.

Ensure your area is clear from any unnecessary packaging and you have enough space to lay out the parts before assembly.

Step 1



Step 2



Ensure both pins are securely located into the slots.



CAUTION:

DO NOT ALLOW CHILDREN TO PLAY WITH MOTION FURNITURE OR OPERATE MOVING PARTS UNATTENDED. USERS SHOULD ALWAYS OPERATE WITH CARE AND FOR OTHERS AROUND THE FURNITURE

USB and/or USC

This item is fitted with a USB charging point: This is designed for charging only small handheld electronic devices such as mobile phones and game controllers only.

USB ports are not suitable for charging large electronic devices. This is for your safety



Please retain your assembly instruction for future use.



This assembly requires two people.

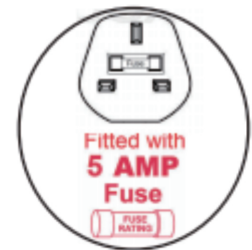
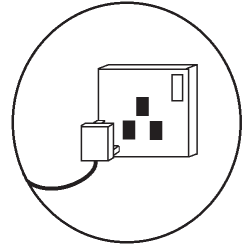
Ensure your area is clear from any unnecessary packaging and you have enough space to lay out the parts before assembly.

Step 3

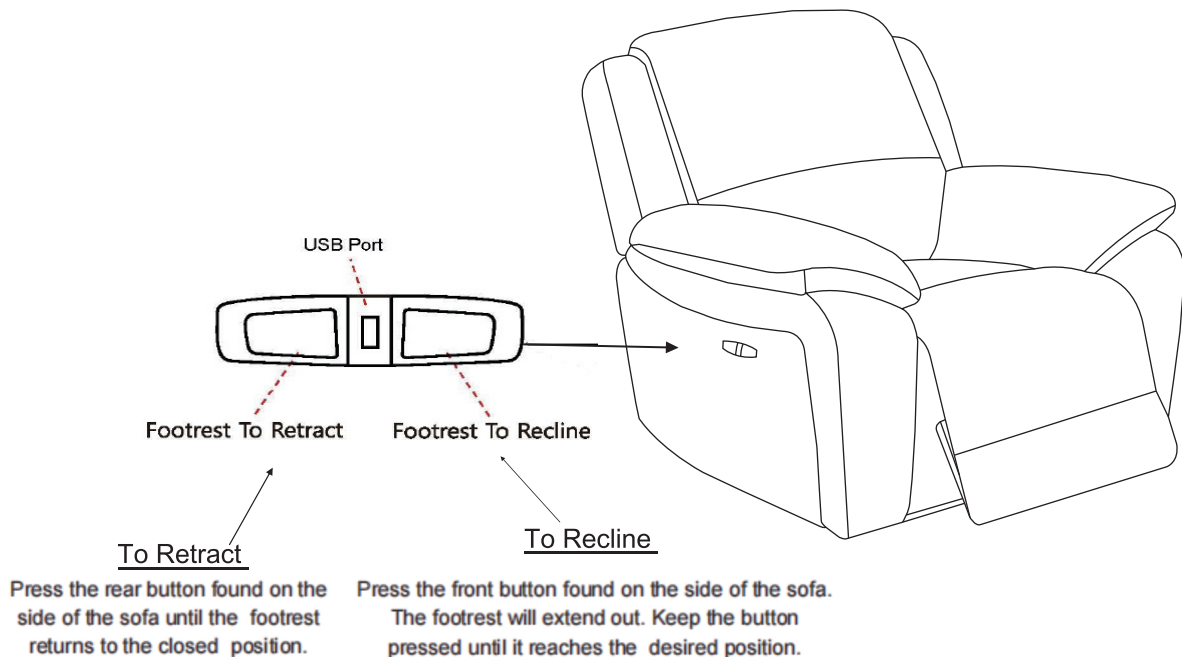


WARNING

Before connecting to power supply ensure all cables and transformers are free from moving parts.



Operating Instructions



CAUTION:

DO NOT ALLOW CHILDREN TO PLAY WITH MOTION FURNITURE OR OPERATE MOVING PARTS UNATTENDED. USERS SHOULD ALWAYS OPERATE WITH CARE AND FOR OTHERS AROUND THE FURNITURE

USB and/or USC

This item is fitted with a USB charging point. This is designed for charging only small handheld electronic devices such as mobile phones and game controllers only.

USB ports are not suitable for charging large electronic devices. This is for your safety.