


ITM. / ART. 569083

# OSCAR

Fabric Power Reclining Sofa with Power Headrests

## ASSEMBLY INSTRUCTIONS



## Warning

### Specifications

All materials used in the frame construction are of premium quality.

The choice of wood, the main material, complies with the strictest international regulations regarding chemical content and environmental responsibility.

The frame is designed and engineered by our technicians using highly sophisticated electronic techniques capable of identifying the most appropriate material for each application.

Extremely durable, patented industrial strength support straps complete the frame, and together with the appropriate filling, they contribute to the supreme comfort of our sofas.



### Caution

- Do not jump on the furniture.
- Do not sit on the arm and back
- Do not move the furniture by pushing or pulling it (Figs 1&2).

The correct way to move the sofa is by lifting it from the base with two persons using the correct lifting technique.(Fig 3).

Fig 1



Fig 3

Fig 3

Fig 2




- The sofa must be lifted and turned to return it to an upright position, but to avoid any damage, do not handle by the feet. (Fig 6)

- Avoid moving the sofa by dragging or lifting by the armrests, the correct way to move the sofa is by lifting it from the base. (Fig 6)

## Dear Customer...

Congratulations! We are delighted that you have chosen a product from our extensive range of premium quality furniture.



- 1 Please read the operating manual carefully before operating the product. To avoid incorrect operation, please keep the manual in a safe place for future reference.
- 2 The appliance is not to be used by persons (including children) with reduced physical, sensory or mental capabilities, or lack of experience and knowledge, unless they have been given supervision or instruction.
- 3 Children being supervised not to play with the appliance.
- 4 Disconnect the supply when carrying out maintenance and cleaning.
- 5 Examine the appliance frequently for signs of wear or damage. If there are such signs or if the appliance has been misused or does not work, contact the supplier for further information.
- 6 Do not allow children to play with fixed controls.
- 7 When operating a switch that initiates and maintains the movement of the furniture or terminates the movement of the furniture or causes a change of the direction of the movement of the furniture, make sure that other persons are kept away.
- 8 An explanation of different ways of controlling the movement;
- 9 Information relating to cleaning and user maintenance including use of chemical cleaning agents.
- 10  For indoor use only
- 11 Do not allow children to play on the mechanized furniture or operate the mechanism leg res folds down on closing so that a child could possibly be injured. Always leave in an upright and closed position. Keep hands and feet clear of mechanism. Only the occupant should operate it.

# Fabric Covering

Upholstered furniture adds function and beauty to every room in your home. The choices are many with a wide

variety of fabrics, colours and styles readily available.

Quality upholstery will last for years if some basic advice is followed.

## DO



Rotate reversible cushions regularly.



Vacuum your furniture regularly (using a soft brush attachment!)



Shampoo using an upholstery shampoo (test on an inconspicuous area first).

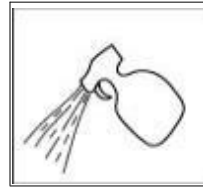


Always remove excess spills immediately from the surface of the furniture with a clean absorbent cloth using a light dabbing action.



Allow thorough drying before re-use.

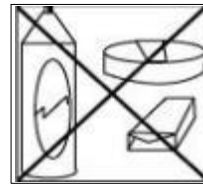
## DO NOT



Do not wet fillings



Do not scrub with a stiff brush.



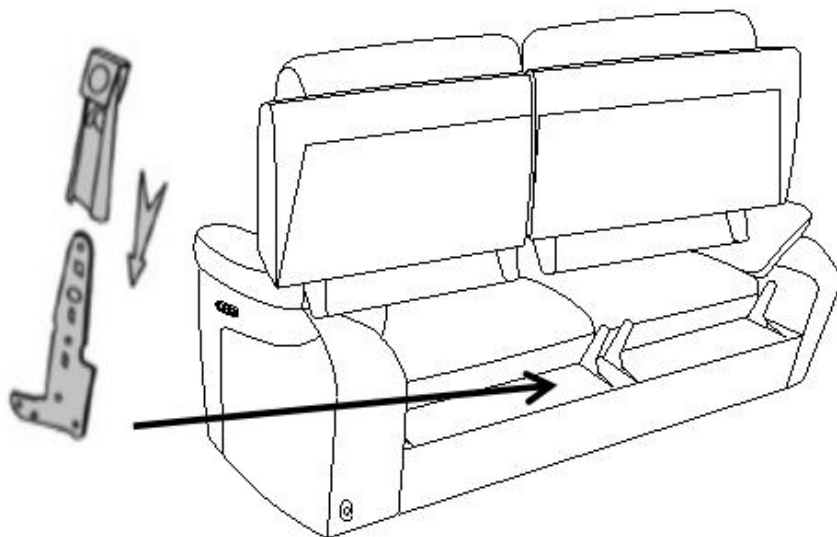
Do not use common household detergents

## NOTE:

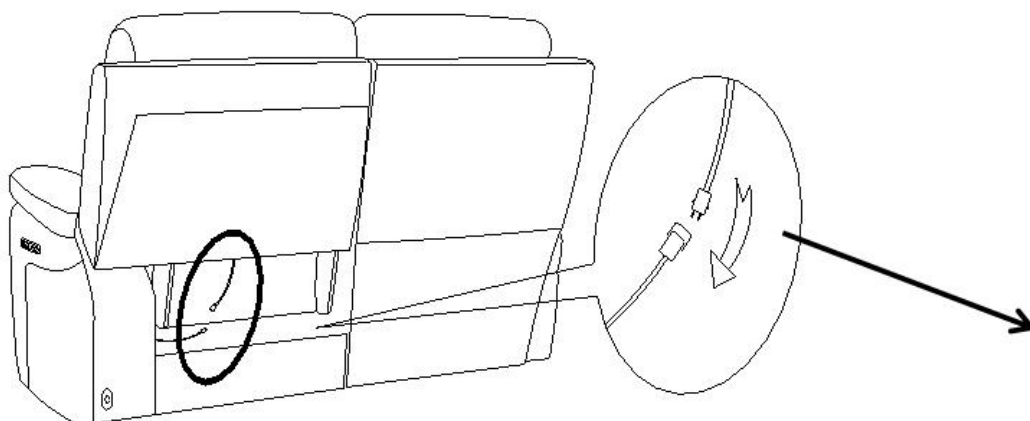
- Chenille fabrics are manufactured using high quality chenille( PILE) yarns which may flatten during use. This effect can result in shading of fabric but is perfectly normal and does not affect their durability.

# Operational Instruction

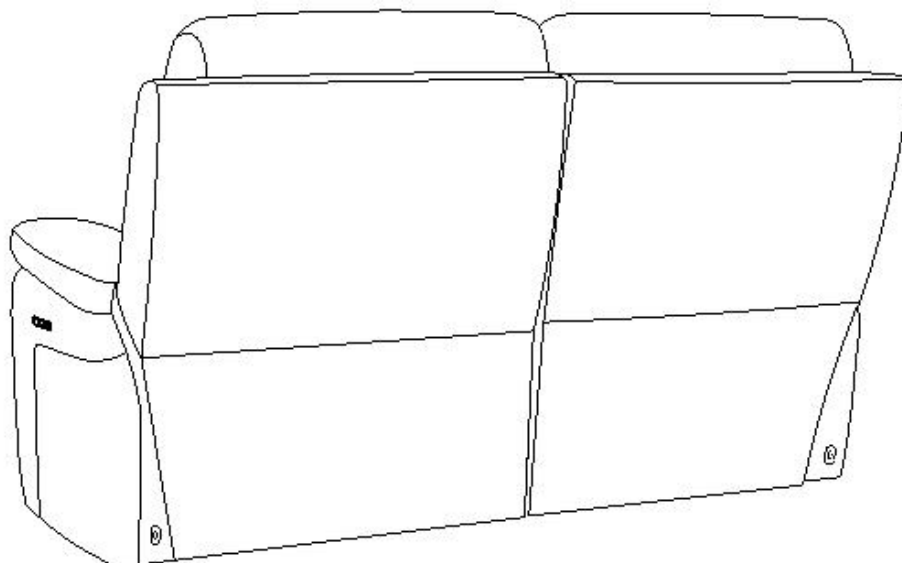
**1. Insert the two backrests downward firmly**



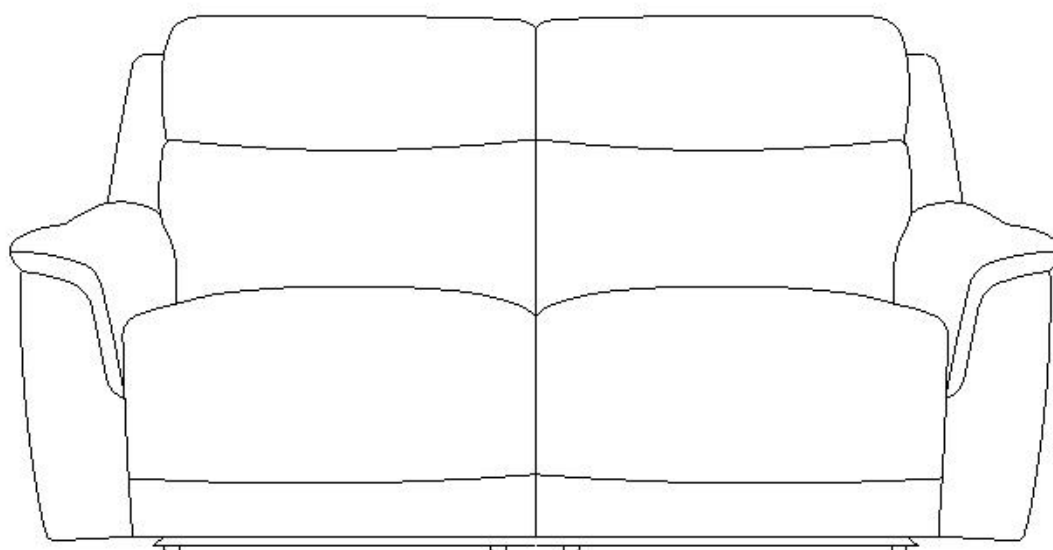
**2. connect the power line behind the sofas on both sides**



**3. Put down the hanging fabric or leather behind the sofa backrest and paste the hook and loop**



**4. Finished product picture**



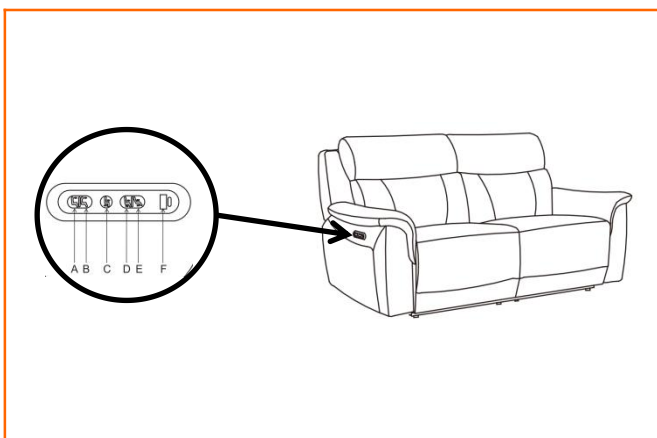
# Operational Instruction

## Power Mechanism

Deployment of the power mechanism is achieved by pushing the button on the outside of the sofa. Pushing the switch engages electric motors which extend or retract the mechanism depending on whether the extend or retract switch is operated.

### Fitting the adaptor

1. Unpack the furniture and adaptor.
2. Connect the adaptor to the cable coming from the chair
3. Connect the adaptor to the power cable and plug the power cable into the wall socket.



## Operation

The mechanism will recline the backrest and raise the footrest, using the switch button shown in Fig 8

1. Press the part(C) one button to recline the backrest & raise the footrest, the other button to return to a normal seat position (backrest up and footrest down.)
2. Press the part(A) one button to get the headrest to tilt and, the other button to return it to a normal position.
3. Press the part(B) one button to get the lumbar support and, the other button to return to a normal position.
4. Press the part(D) Home button to get all functioning parts return to their normal positions.
5. Connect the part(E) the USB ports to charge up cellphone, ipad, etc.



### Caution

- Beware of entrapment. Keep hands and fingers clear of the tilt mechanism when operating.
- Ensure that children and pets are not playing or lying in the way when the mechanism is operated.
- Ensure that all cables are kept clear of the mechanism under the furniture.

Fabric Large 2 Seater Power Recliner with Power Head Tilt and USB/USB-C Ports

Model: PF-4572RPHT-P - 2.5RPHT

100-240 V~; 50-60Hz; Max. 160 W

USB port: 5 V DC; 2 A Max total.

Rated load: 160 kg

Operate cycle: 10% (Max. 2 min ON / Min. 18 min OFF)

Production date (Y/M): 2025-05

Manufacturer: Dongguan Premier Home Furnishing Co., Ltd

No.101, Guanchang Road 274, Dongcheng Street, Dongguan, Guangdong, China.

EU representative: KUKA Home GmbH, Söflinger Str. 250 Ulm.




## ***Additional advice on conditions to avoid***



**Your upholstery should not be exposed for long periods to direct sunlight.**



**Avoid leaving your upholstery too close to sources of heat ( i.e.. Radiator or heater)**



**Avoid sharp objects(buckles, jewellery, keys, pet claws etc).  
Do not allow domestic pets to claw or climb on  
the Furniture. Do not allow children to jump on the furniture**



**Avoid common cleaning materials, paints, solvents, nail  
varnish, dyes, felt pens, dyed cloths(unless colourfast),  
perspiration, grime, body oils, hair creams and gels.**

**If in doubt, seek professional advice. The manufacturer will not  
accept liability for defects caused through non compliance with the  
instructions contained in this guide.**