

Please read these instructions  
carefully before assembling.



INSTRUCTION MANUAL

# Ethos 2 Seat Sofa

## LV-SF-1812D | 2 Seat Sofa


### Assembly Requirements:

Number of people required to assemble - 2

Approximate assembly time - 5 minutes

### Dimensions:

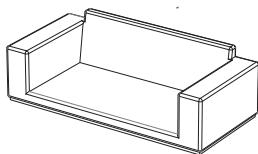
176x88x74cm



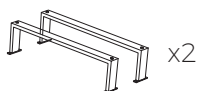
# COMPONENT PARTS

Please check if you have all the parts as listed below. Note: The quantities below are the correct amount to complete the assembly. In some cases more fittings may be supplied than are required.

**A** SEAT BASE



**B** LEG FRAME



**C** 1/4 x 20mm BOLTS



**D** WASHERS  $\phi 6 \times \phi 18$



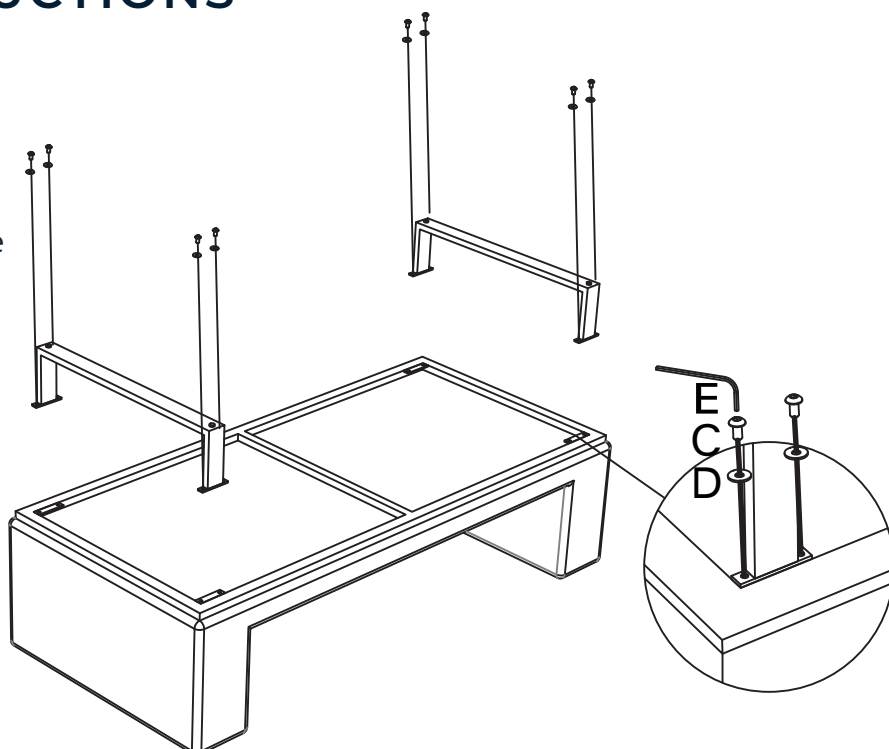
**E** ALLEN KEY



## ASSEMBLY INSTRUCTIONS


### STEP 1

Ensure all the parts are at the correct positions. Use the allen key (Part E) to tighten up all the bolts.



## STEP 2

Carefully turn the assembled chair, and double check all the bolts are fully tightened.



## Safety and Care Advice

### **KEEPING OUTDOOR FABRIC LOOKING IT'S BEST IS SIMPLE AND EASY.**

- Use a sponge or soft brush to apply mild soap and warm water to the fabric.
- Rinse thoroughly.
- Air dry.

### **FOR STUBBORN STAINS OR MILDEW:**

- Add one cup of bleach per gallon of soap and water.
- Apply directly to the stain.
- Use a sponge or soft brush to clean.
- Rinse thoroughly.
- Air dry.
- If necessary, repeat with additional bleach.

Always rinse thoroughly. Bleach won't harm the fabric, but it could damage clothing if not rinsed away.

All-Weather fabric air dries very quickly. Machine drying is unnecessary and high heat may wash out any FR treatment.